



## **Cliffe and Cliffe Woods Residents Development Group**

Cliffe and Cliffe Woods Residents Development  
Group

# **B2000 Resident Amenity Survey**

A survey of Cliffe & Cliffe Woods residents' amenity for those living along the B2000, with regards to the effects of planning application MC/22/0254.

Planning Inspectorate Reference: APP/A2280/W/22/3313673  
Local Planning Authority Reference. MC/22/0254

Report by Helen Smith on behalf of CCW RDG  
2<sup>nd</sup> May 2023



# **Cliffe and Cliffe Woods Residents Development Group**

## **Contents**

1. Abstract.....	1
2. Aim .....	2
3. Introduction .....	3
4. Methodology.....	4
Questionnaire Design.....	4
5. Results .....	6
6. Summary & Conclusions .....	13
7. Appendices.....	14



# Cliffe and Cliffe Woods Residents Development Group

## 1. Abstract

1.1 As part of planning application MC/22/0254, the developers (Trenport Investments Ltd) put forward plans to increase the footprint of Cliffe by approximately 23%, with a total of 250 additional homes. The increase in Cliffe households would be anticipated to result in a 500 net increase in motor vehicle usage.

This survey has been undertaken to assess the thoughts, feelings, and concerns with regards to increase in vehicular traffic, for Cliffe & Cliffe Woods residents whose property fronts onto the main access roads. The main access roads surveyed were Church Street (Cliffe) , Station Road (Cliffe) & Town Road (Cliffe Woods).

The results showed that residents living in properties directly on these access roads consider their living conditions and safety regarding the road as very low with an average rating of 1.52, which is midway between Strongly Disagree and Disagree.

The results also showed that the same residents would anticipate a significant decrease in amenity and safety across all parameters questions, if the additional 250 houses are built in Cliffe. The average rating expected due to the 250 additional houses was 1.31 which is at the lower end of Strongly Disagree to Disagree. It should be noted that the minimum rating for the scale is 1, for Strongly Disagree.



# **Cliffe and Cliffe Woods Residents Development Group**

## **2. Aim**

- 2.1 The main aims of this survey are as follows:
- 2.2 To assess the thoughts, feelings, and concerns with regards to increase in vehicular traffic, for Cliffe & Cliffe Woods residents whose property fronts onto the main access roads.
- 2.3 To create a quantitative means of analysing the thoughts of Cliffe & Cliffe Woods residents as per 2.2 so that further meaningful analysis can be undertaken.



## Cliffe and Cliffe Woods Residents Development Group

### 3. Introduction

- 3.1 As part of planning application MC/22/0254, the developers (Trenport Investments Ltd) put forward plans to increase the footprint of Cliffe by approximately 23%, with a total of 250 additional homes.
- 3.2 The increase in Cliffe households would be anticipated to result in a 500 net increase in motor vehicle usage.
- 3.3 As part of the Medway Council planning committee ruling, to refuse the planning application, one of the reasons listed as a reason for refusal was the impact on resident amenity for those living directly of the B2000, Town Road, Station Road etc.

*“The proposal would result in a significant increase in vehicular movement along the B2000 through the villages of Cliffe Woods and Cliffe where the road is narrow and there are a significant number of residential properties fronting onto the road. Such a significant increase in vehicular movement would result in harm to the amenity that occupiers of those properties closest to the road could reasonable expect to enjoy, by virtue of increased noise, air pollution and general congestion through the villages. The proposal is therefore contrary to Policies BNE2 and T2 of the Medway Local Plan 2003 and the objectives of paragraphs 119 and 130 of the National Planning Policy Framework 2021.”*

- 3.4 The Cliffe & Cliffe Woods Residents Development group (CCWRDG) have been vocal in their opposition to the proposed development & are passionate in their belief that these proposals do not meet villager needs. Many residents have raised their concerns with our group regarding the increase in vehicular traffic along the main access roads and the B2000 as a whole. This survey is to be undertaken to assess the thoughts, feelings, and concerns with regards to increase in vehicular traffic, for Cliffe & Cliffe Woods residents whose property fronts onto the main access roads. The Cliffe & Cliffe Woods Residents Development Group have been transparent about their group aims but also will remain neutral & unbiased in the presentation of information throughout this study, so that responses can be reliable and accurate.
- 3.5 The following pages detail the method, results, analysis and conclusions from the survey. The appendices at the end of this document will demonstrate all materials produced and communications undertaken as part of the survey.



## Cliffe and Cliffe Woods Residents Development Group

### 4. Methodology

- 4.1 A paper questionnaire will be designed in order to receive quantitative means of analysis residents' thoughts & feeling regarding an increase in traffic if the 250 houses from MC/22/0254 are to be built.
- 4.2 The questionnaire presents no information about MC/22/0254, for the scope of this survey the only information provided to respondents is the fact that the planning application is for 250 houses.
- 4.3 The Cliffe & Cliffe Woods residents' Development Group will be transparent about the group's aims, whilst also making clear the unbiased nature of the survey and equal treatment of all responses.
- 4.4 The survey will be taken door to door and completed in person with the assistance of volunteers. These volunteers will then enter the completed questionnaires onto QuestionPro.com for ease of analysis.
- 4.5 If residents are not at home when the volunteers visit to take the survey, a paper slip with a link to the survey and the volunteers contact details will be left. This enables residents to complete the survey independently or they could arrange a mutually convenient time to complete the survey with the assistance of a volunteer. Appendix 5

### Questionnaire Design

- 4.6 The following section details the survey design and the data it is hoped will be extracted from the responses received.
- 4.7 **What is your age?** \*Single answer radio question with suitable age ranges available\* - This question has been included to gauge the age of respondent who live adjacent to the main access roads in Cliffe & Cliffe Woods. Time permitting, it is hoped that some analysis per age group can be completed to assess how agree/disagree ratings change per age demographic.
- 4.8 **Where do you live?** \*Single answer radio question with only the surveyed locations available\* - This question will be used to analyse responses based on location to see if there are difference between each of the locations surveyed.
- 4.9 **Please indicate whether you agree or disagree with the following statements about current conditions** \*Multi-parameter satisfaction scale rating from Strongly Disagree (1) – Strongly



## **Cliffe and Cliffe Woods Residents Development Group**

Agree (5)\* - This questions will form a key part of the analysis & has been designed so that a quantitative measure can be applied to the result. It is hope that this will enable a better representation of resident's views that text-based responses alone.

**4.10 Please indicate whether you agree or disagree with the following statements about future conditions, if the housing development of 250 homes in Cliffe are built** \*Multi-parameter satisfaction scale rating from Strongly Disagree (1) – Strongly Agree (5) \* - This questions will form a key part of the analysis & has been designed so that a quantitative measure can be applied to the result. It is hope that this will enable a better representation of resident's views that text-based responses alone.

**4.11 Is there anything else you wish to tell us about current conditions or the effects of the 250-house development?** \*Open comments box for respondents to freely express their thought/feelings/needs. It is hoped that a word cloud of these responses will highlight patterns in responses & this could be done based on age groups or street locations as needed.



# Cliffe and Cliffe Woods Residents Development Group

## 5. Results

### 5.1 What is your age? \*Single answer radio question\*

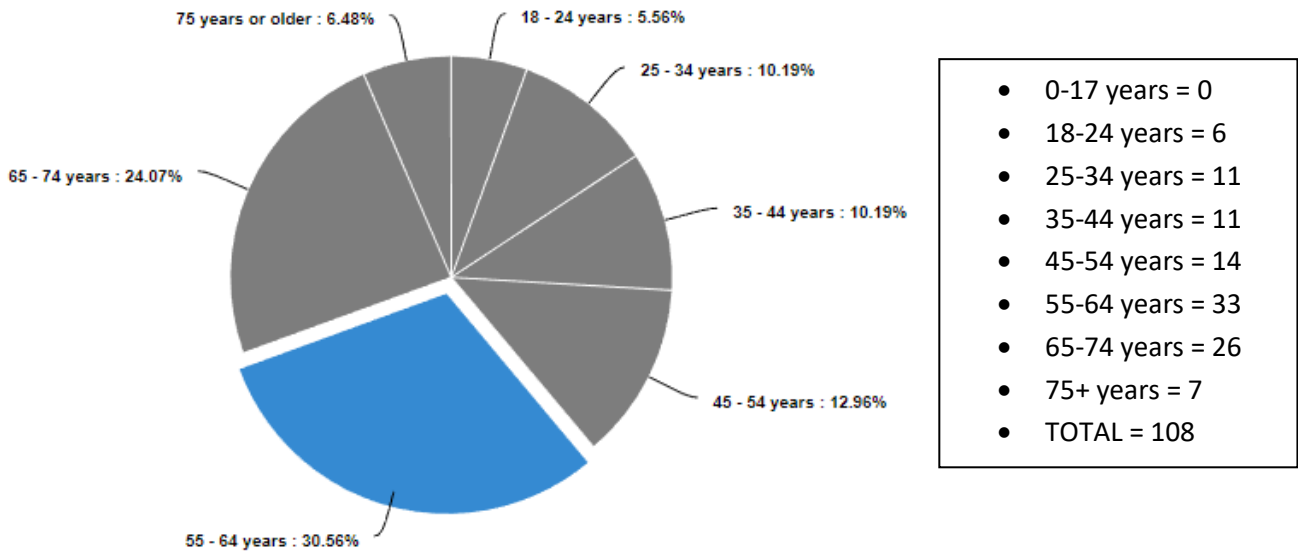


Figure 1: Pie chart of respondent ages.

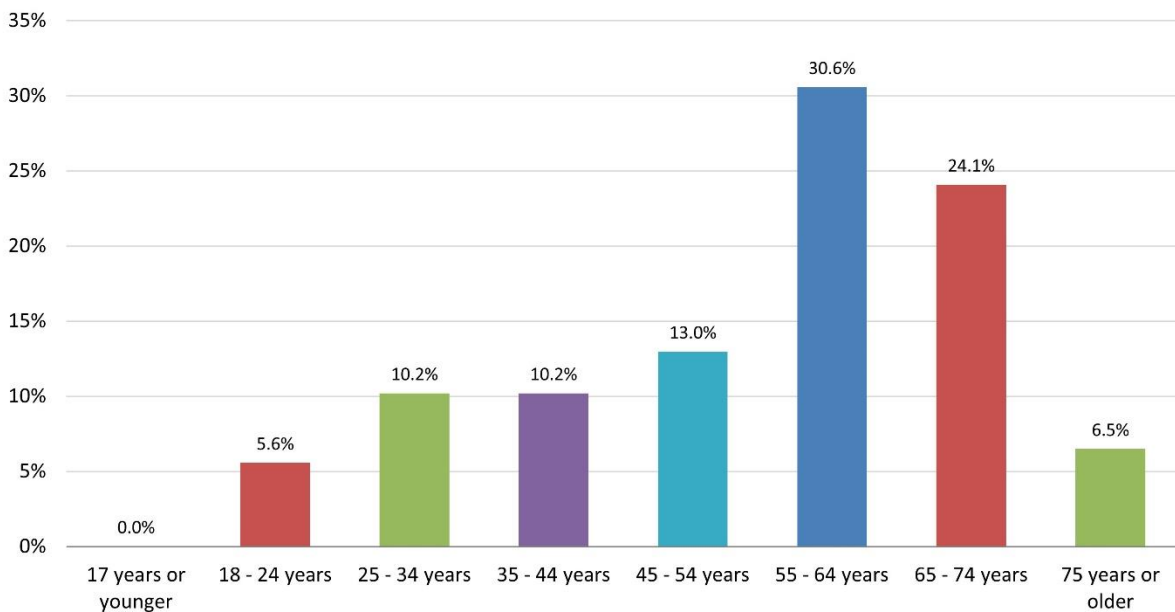


Figure 2: Bar chart of survey respondent age.

5.2 The average age of survey respondent can be estimated by using the mid-point of each age bracket, as well as using 0-17 years = 17 years & 75+ years = 75 years old. This will likely result in an underestimation of respondent age as there are far more 75+ years survey respondents than 0-17 years.

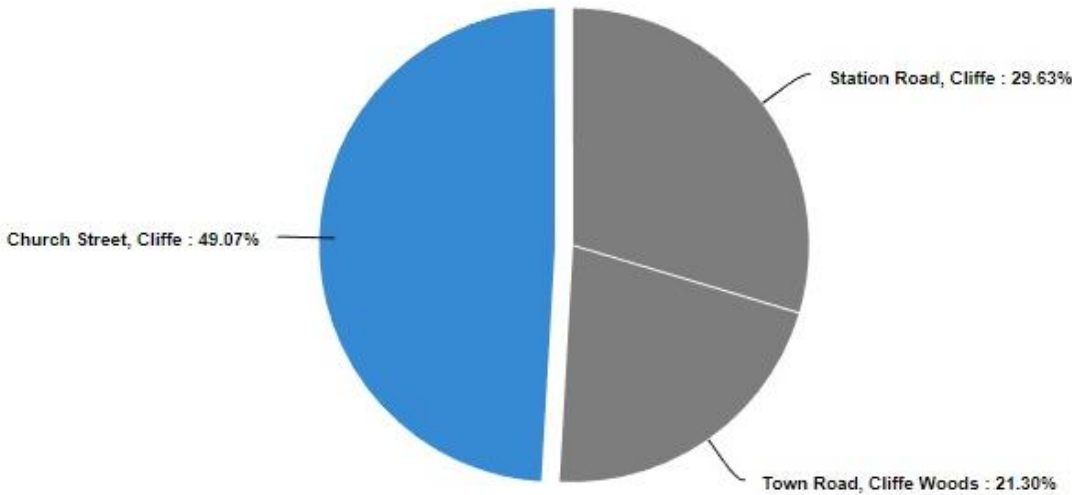




# Cliffe and Cliffe Woods Residents Development Group

5.3 The average age of survey respondents as per 5.2 methodology is 54.4 years. This result matches findings from other surveys conducted & so there is a high level of confidence that the respondents surveyed are representative of Cliffe & Cliffe woods age demographic.

5.4 **Where do you live?** \*Single answer radio question\*



**Figure 3: Pie chart of respondent residential street locations**

5.5 From a total of 108 respondent, the majority of survey respondents were located on Church Street, Cliffe (53, 49.1%), with Station Road second highest (32, 29.6%) & the least number of respondents from Town Road, Cliffe Woods (23, 21.3%).

5.6 **Please indicate whether you agree or disagree with the following statements about current conditions.** \*Multi-parameter satisfaction scale rating from Strongly Disagree (1) – Strongly Agree (5)\*.

5.7 Following on from 5.4, there were no dropouts and so ratings were collected for 108 respondents, although some parameters have fewer responses.

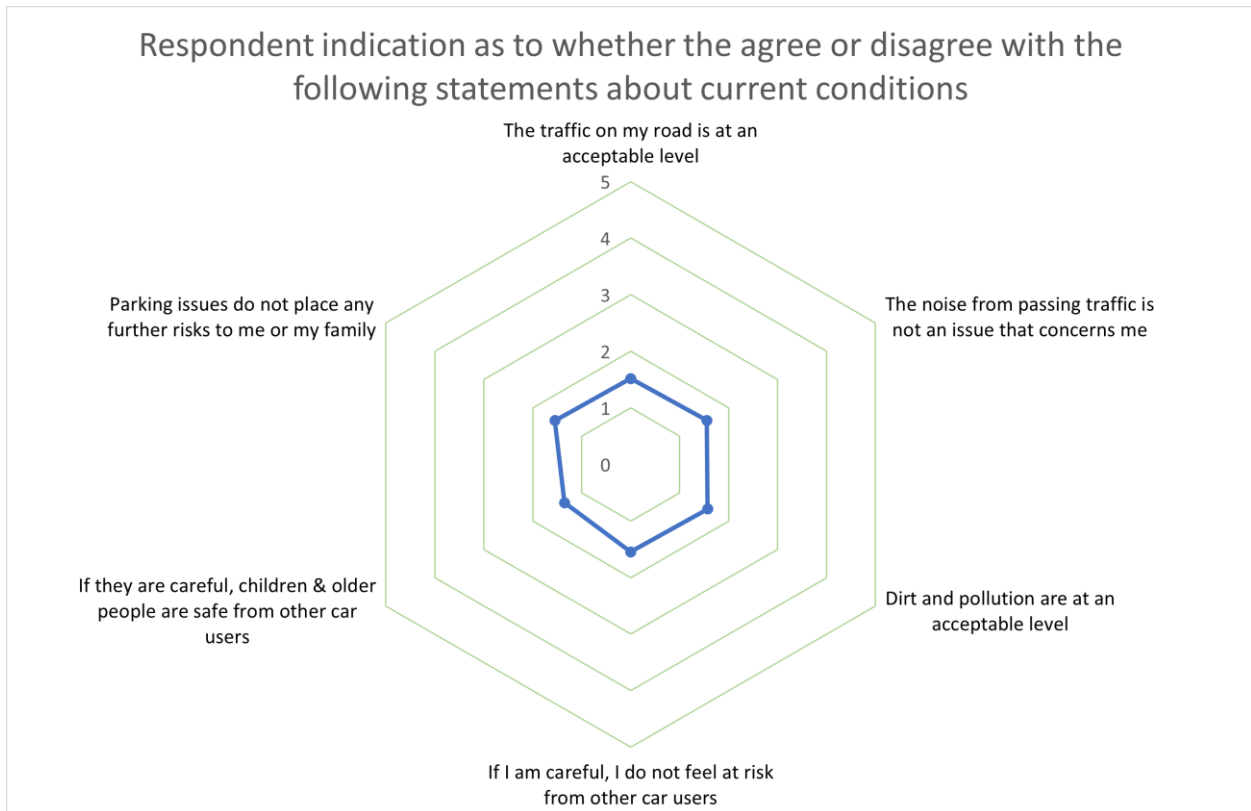
Statement	Strongly Disagree	Disagree	Neither Agree nor Disagree	Agree	Strongly Agree	Overall
The traffic on my road is at an acceptable level	74 68.52%	21 19.44%	7 6.48%	3 2.78%	3 2.78%	108 100%
The noise from passing traffic is not an issue that concerns me	69 64.49%	23 21.5%	10 9.35%	2 1.87%	3 2.8%	107 100%
Dirt and pollution are at an acceptable level	65 61.32%	24 22.64%	12 11.32%	4 3.77%	1 0.94%	106 100%
If I am careful, I do not feel at risk from other car users	67 62.62%	25 23.36%	11 10.28%	3 2.8%	1 0.93%	107 100%
If they are careful, children & older people are safe from other car users	78 73.58%	18 16.98%	8 7.55%	2 1.89%	0 0%	106 100%
Parking issues do not place any further risks to me or my family	68 64.15%	21 19.81%	11 10.38%	6 5.66%	0 0%	106 100%

Min Max

**Figure 4: Satisfaction ratings from respondents regarding current living conditions.**



# Cliffe and Cliffe Woods Residents Development Group



**Figure 5: Spider Chart of respondent ratings regarding current living conditions.**

5.8 The Agree-Disagree ratings from respondents were converted into numerical figures for analysis. This was done by converting Strongly disagree to a value of 1, Disagree to a value of 2, etc, ending with Strongly Agree being converted to a value of 5.

5.9 The resulting numerical ratings were as follows:

Parameter Description	Agree/Disagree
The traffic on my road is at an acceptable level	1.52
The noise from passing traffic is not an issue that concerns me	1.56
Dirt and pollution are at an acceptable level	1.57
If I am careful, I do not feel at risk from other car users	1.55
If they are careful, children & older people are safe from other car users	1.35
Parking issues do not place any further risks to me or my family	1.55

**Table 1: Agree-Disagree ratings result for current living conditions for those facing onto main access roads in Cliffe & Cliffe Woods.**

5.10 The average rating for current conditions is 1.52, which is midway between Strongly Disagree and Disagree.

5.11 It should be noted that the minimum value possible for this question was 1, as this was equal to the lowest rating available. For the ease of analysis, however, the minimum axis value for the spider chart have been set to zero. This is slightly misleading in the presentation on results, but as the ratings achieved were quite low, it was deemed necessary.



# Cliffe and Cliffe Woods Residents Development Group

5.12 Please indicate whether you agree or disagree with the following statements about future conditions if the housing development of 250 homes in Cliffe are built. \*Multi-parameter satisfaction scale rating from Strongly Disagree (1) – Strongly Agree (5)\*.

5.13 Following from 5.6, there were no dropouts and so ratings were collected for 108 respondents, although some parameters have fewer responses.

Statement	Strongly Disagree	Disagree	Neither Agree nor Disagree	Agree	Strongly Agree	Overall
The expected increase in vehicle traffic does not concern me	101 93.52%	7 6.48%	0 0%	0 0%	0 0%	108 100%
I think the noise levels will remain the same	98 90.74%	10 9.26%	0 0%	0 0%	0 0%	108 100%
I believe the levels of dirt and pollution will remain unchanged	93 86.11%	13 12.04%	2 1.85%	0 0%	0 0%	108 100%
There will not be any greater risk from the increased number of other car users	99 91.67%	8 7.41%	0 0%	1 0.93%	0 0%	108 100%
The extra vehicles will not increase the risks to children and older people.	98 91.59%	9 8.41%	0 0%	0 0%	0 0%	107 100%
The risks from parking issues will remain the same	86 80.37%	11 10.28%	8 7.48%	1 0.93%	1 0.93%	107 100%



Figure 6: Satisfaction ratings from respondents regarding expected living conditions if there were an increase of 250 houses in Cliffe, as per MC/22/0254.

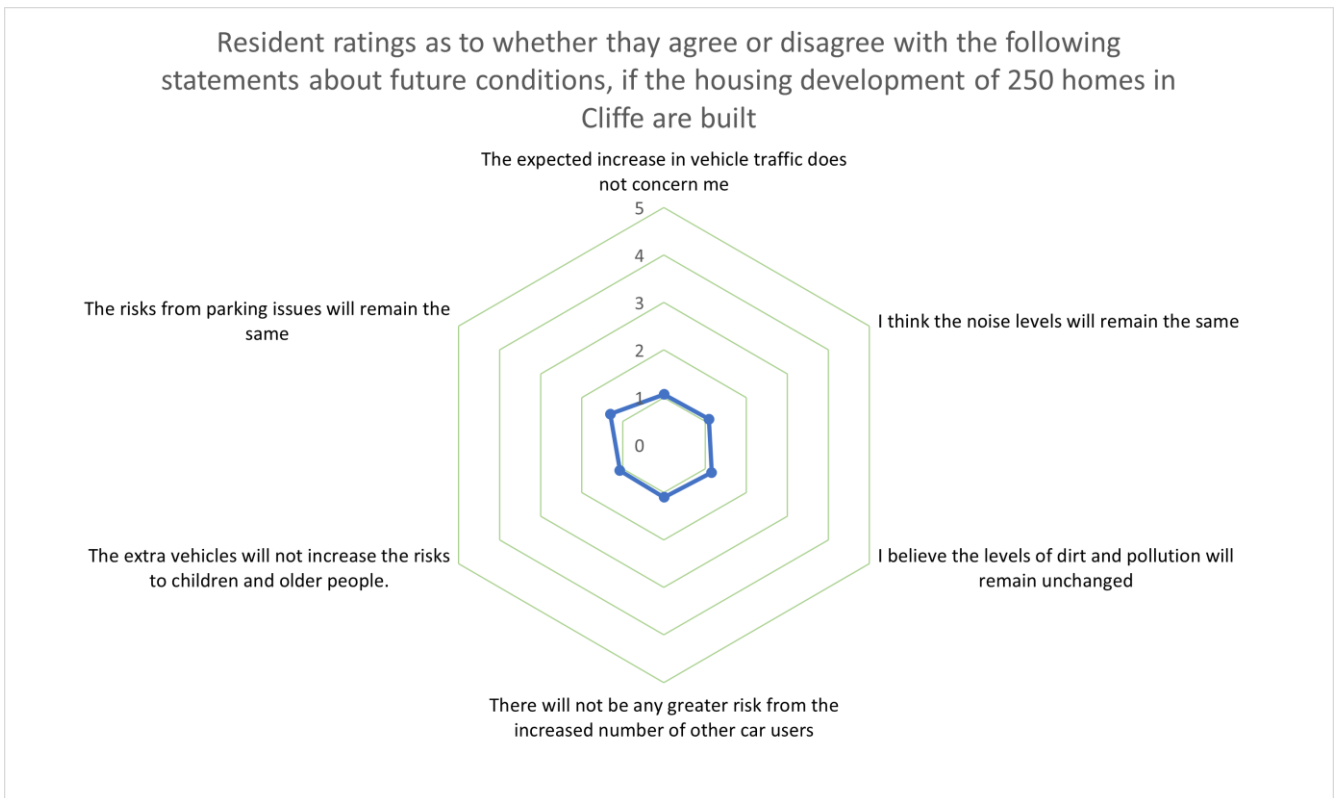


Figure 7: Spider chart of satisfaction ratings from respondents regarding expected living conditions if there were an increase of 250 houses in Cliffe, as per MC/22/0254.



## Cliffe and Cliffe Woods Residents Development Group

5.14 The Agree-Disagree ratings from respondents were converted into numerical figures for analysis. This was done by converting Strongly disagree to a value of 1, Disagree to a value of 2, etc, ending with Strongly Agree being converted to a value of 5.

5.15 The resulting numerical ratings were as follows:

Parameter Description	Agree/Disagree
The expected increase in vehicle traffic does not concern me	1.06
I think the noise levels will remain the same	1.09
I believe the levels of dirt and pollution will remain unchanged	1.16
There will not be any greater risk from the increased number of other car users	1.10
The extra vehicles will not increase the risks to children and older people.	1.07
The risks from parking issues will remain the same	1.31

**Table 2: Agree-Disagree ratings result for living conditions for those facing onto main access roads in Cliffe & Cliffe Woods if there were 250 additional houses in Cliffe, as per MC/22/0254.**

5.16 The average rating for current conditions is 1.31, which is most closely associated with strongly disagree.

5.17 It should be noted that the minimum value possible for this question was 1, as this was equal to the lowest rating available. For the ease of analysis, however, the minimum axis value for the spider chart have been set to zero. This is slightly misleading in the presentation on results, but as the ratings achieved were quite low, it was deemed necessary.

5.18 **Is there anything else you wish to tell us about current conditions or the effects of the 250-house development?** \*Open comments box for respondents to share their thoughts and feelings with regards to their living conditions due to residing on a main access road\*.

5.19 This responses to this question are shown as word clouds below, where the most commonly used words appear larger. All word cloud responses will also be available in appendix 4, as well as the raw responses from respondents in appendix 2.





Figure 10: Word cloud of Station Road comments only.



Figure 11: Word cloud of Town Road comments only.



# Cliffe and Cliffe Woods Residents Development Group

## 6. Summary & Conclusions

- 6.1 A total of 108 respondents for this survey is a good sample size given the very limited scope. This affords a high level of confidence in the responses received.
- 6.2 The average age of survey respondents is 54.4 years old, as per 5.3. This age is a very close match to other survey data for Cliffe and so goes a good level of confidence in the results reflecting Cliffe & Cliffe woods age demographic.
- 6.3 There was unfortunately not time to analyse the survey responses per age bracket to analyse how age correlated with ratings.
- 6.4 The methodology of sampling residential properties along the main access roads in Cliffe & Cliffe woods was very successful in limiting the data to the desired cohort.
- 6.5 There is overall a high level of dissatisfaction with current living conditions for those whose properties front onto the main access routes. This is shown by the results in 5.7 – 5.8.
- 6.6 The ratings for different parameters worsened when questioning respondents with regards to the increase in Cliffe properties by 250 houses, as per MC/22/0254. The change in ratings and the overall % change from the current rating is shown in table 3 below.

Parameter Description	Agree/Disagree
The traffic on my road is at an acceptable level	-0.46 (30.3%)
The noise from passing traffic is not an issue that concerns me	-0.47 (30.1%)
Dirt and pollution are at an acceptable level	-0.41 (26.1%)
If I am careful, I do not feel at risk from other car users	-0.45 (40.9%)
If they are careful, children & older people are safe from other car users	-0.28 (20.7%)
Parking issues do not place any further risks to me or my family	-0.24 (15.5%)

**Table 3: Change in Agree/Disagree ratings between current living conditions and those expected in 250 additional homes were to be built in Cliffe.**

- 6.7 It should be noted that as the agree/disagree ratings were very low to begin with, the % change statistics are not very reliable as the bottom of the rating scale is being hit, i.e. for 'If they are careful, children & older people are safe from other car users', which ends with a score of 1.07 with 1.0 being the minimum value achievable.
- 6.8 Overall, throughout Cliffe & Cliffe Woods, those residents living along the main access roads (Church Street, Station Road & Town Road) are already impacted by the levels of vehicular traffic with regards to their safety and amenity. Unsurprisingly, the survey respondents would expect a significant decrease in their safety & amenity should the 250 additional houses be built in Cliffe as per MC/22/0254.



## **Cliffe and Cliffe Woods Residents Development Group**

### **7. Appendices**

Appendix 1 – Blank PDF Paper survey

Appendix 2 – QuestionPro survey dashboard report

Appendix 3 – Map of survey locations

Appendix 4 – Word cloud responses.

Appendix 5 – QR code survey slips





# **Cliffe and Cliffe Woods Residents Development Group**

Appendix 1 – Blank PDF Paper survey



## Cliffe and Cliffe Woods Residents Development Group

### Resident amenity living adjacent to B2000

**Cliffe & Cliffe Woods Residents Development Group** invite you to participate in our survey of Resident Amenity/conditions for those living along the B2000, Town Road, Station Road & Church Street.

The aim of the survey is to assess the impact that the proposed Trenport development for 250 houses would have on our busy road network & how this would affect residents living adjacent to primary access roads.

Cliffe & Cliffe Woods Residents Development Group are against the proposed development, but all responses are welcomed & will be treated equally. Your survey responses will be strictly confidential.

If you want to know more about who we are and what we stand for, please visit:

**Facebook page:** <https://tinyurl.com/CCWRDG>

**Website & mailing list:** [www.mycliffevillage.co.uk](http://www.mycliffevillage.co.uk)

If you have questions at any time about the survey or the procedures, you may contact us at [mycliffevillage@gmail.com](mailto:mycliffevillage@gmail.com)

#### About You

What is your age?

- 17 years or younger
- 18 - 24 years
- 25 - 34 years
- 35 - 44 years
- 45 - 54 years



# Cliffe and Cliffe Woods Residents Development Group

- 55 - 64 years
- 65 - 74 years
- 75 years or older

Where do you live?

- Station Road, Cliffe
- Town Road, Cliffe Woods
- Church Street, Cliffe

## Current Resident Opinions

Please indicate whether you agree or disagree with the following statements about current conditions.

	Strongly Disagree	Disagree	Neither Agree nor Disagree	Agree	Strongly Agree
The traffic on my road is at an acceptable level	<input type="radio"/>	<input type="radio"/>	<input type="radio"/>	<input type="radio"/>	<input type="radio"/>
The noise from passing traffic is not an issue that concerns me	<input type="radio"/>	<input type="radio"/>	<input type="radio"/>	<input type="radio"/>	<input type="radio"/>
Dirt and pollution are at an acceptable level	<input type="radio"/>	<input type="radio"/>	<input type="radio"/>	<input type="radio"/>	<input type="radio"/>
If I am careful, I do not feel at risk from other car users	<input type="radio"/>	<input type="radio"/>	<input type="radio"/>	<input type="radio"/>	<input type="radio"/>
If they are careful, children & older people are safe from other car users	<input type="radio"/>	<input type="radio"/>	<input type="radio"/>	<input type="radio"/>	<input type="radio"/>
Parking issues do not place any further risks to me or my family	<input type="radio"/>	<input type="radio"/>	<input type="radio"/>	<input type="radio"/>	<input type="radio"/>

## Effect of Trenport Development of 250 Houses on Resident Opinions



# Cliffe and Cliffe Woods Residents Development Group

Please indicate whether you agree or disagree with the following statements about future conditions, if the housing development of 250 homes in Cliffe are built.

	Strongly Disagree	Disagree	Neither Agree nor Disagree	Agree	Strongly Agree
The expected increase in vehicle traffic does not concern me	<input type="radio"/>	<input type="radio"/>	<input type="radio"/>	<input type="radio"/>	<input type="radio"/>
I think the noise levels will remain the same	<input type="radio"/>	<input type="radio"/>	<input type="radio"/>	<input type="radio"/>	<input type="radio"/>
I believe the levels of dirt and pollution will remain unchanged	<input type="radio"/>	<input type="radio"/>	<input type="radio"/>	<input type="radio"/>	<input type="radio"/>
There will not be any greater risk from the increased number of other car users	<input type="radio"/>	<input type="radio"/>	<input type="radio"/>	<input type="radio"/>	<input type="radio"/>
The extra vehicles will not increase the risks to children and older people.	<input type="radio"/>	<input type="radio"/>	<input type="radio"/>	<input type="radio"/>	<input type="radio"/>
The risks from parking issues will remain the same	<input type="radio"/>	<input type="radio"/>	<input type="radio"/>	<input type="radio"/>	<input type="radio"/>

Is there anything else you wish to tell us about current conditions or the effects of the 250 house development?



# **Cliffe and Cliffe Woods Residents Development Group**

Appendix 2 – QuestionPro survey dashboard report



# Cliffe and Cliffe Woods Residents Development Group

## Resident amenity living adjacent to B2000 - Dashboard

<b>264</b> Viewed	<b>116</b> Total Responses	<b>108</b> Completed	<b>93.1%</b> Completion Rate	<b>8</b> Dropouts	<b>10 min</b> Average Time
----------------------	-------------------------------	-------------------------	---------------------------------	----------------------	-------------------------------

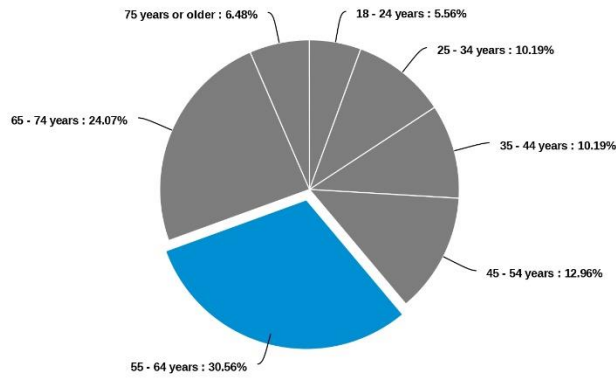


Countries	Responses
GB	100.00%
Total	100.00%



# Cliffe and Cliffe Woods Residents Development Group

What is your age?

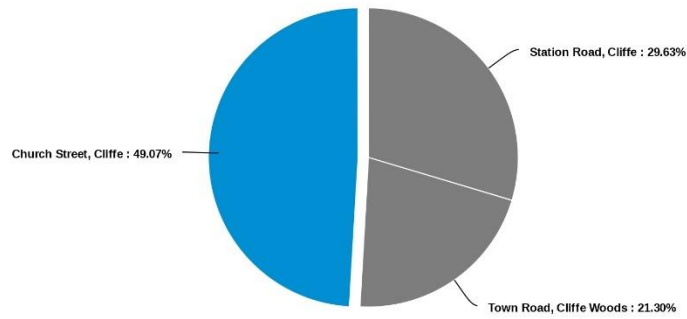


Answer	Count	Percent	20%	40%	60%	80%	100%
17 years or younger	0	0%					
18 - 24 years	6	5.56%					
25 - 34 years	11	10.19%					
35 - 44 years	11	10.19%					
45 - 54 years	14	12.96%					
55 - 64 years	33	30.56%					
65 - 74 years	26	24.07%					
75 years or older	7	6.48%					
<b>Total</b>	<b>108</b>	<b>100 %</b>					



# Cliffe and Cliffe Woods Residents Development Group

Where do you live?



Answer	Count	Percent	20%	40%	60%	80%	100%
Station Road, Cliffe	32	29.63%	<div style="width: 29.63%;"></div>				
Town Road, Cliffe Woods	23	21.3%	<div style="width: 21.3%;"></div>				
Church Street, Cliffe	53	49.07%	<div style="width: 49.07%;"></div>				
<b>Total</b>	<b>108</b>	<b>100 %</b>					





# Cliffe and Cliffe Woods Residents Development Group

Please indicate whether you agree or disagree with the following statements about current conditions.

Statement	Strongly Disagree	Disagree	Neither Agree nor Disagree	Agree	Strongly Agree	Overall
The traffic on my road is at an acceptable level	74 68.52%	21 19.44%	7 6.48%	3 2.78%	3 2.78%	108 100%
The noise from passing traffic is not an issue that concerns me	69 64.49%	23 21.5%	10 9.35%	2 1.87%	3 2.8%	107 100%
Dirt and pollution are at an acceptable level	65 61.32%	24 22.64%	12 11.32%	4 3.77%	1 0.94%	106 100%
If I am careful, I do not feel at risk from other car users	67 62.62%	25 23.36%	11 10.28%	3 2.8%	1 0.93%	107 100%
If they are careful, children & older people are safe from other car users	78 73.58%	18 16.98%	8 7.55%	2 1.89%	0 0%	106 100%
Parking issues do not place any further risks to me or my family	68 64.15%	21 19.81%	11 10.38%	6 5.66%	0 0%	106 100%



Question	Count	Score	Strongly Disagree	Disagree	Neither Agree nor Disagree	Agree	Strongly Agree
The traffic on my road is at an acceptable level	108	1.52					
The noise from passing traffic is not an issue that concerns me	107	1.57					
Dirt and pollution are at an acceptable level	106	1.6					
If I am careful, I do not feel at risk from other car users	107	1.56					
If they are careful, children & older people are safe from other car users	106	1.38					
Parking issues do not place any further risks to me or my family	106	1.58					
<b>Average</b>		<b>1.54</b>					



# Cliffe and Cliffe Woods Residents Development Group

Please indicate whether you agree or disagree with the following statements about future conditions, if the housing development of 250 homes in Cliffe are built.

Statement	Strongly Disagree	Disagree	Neither Agree nor Disagree	Agree	Strongly Agree	Overall
The expected increase in vehicle traffic does not concern me	101 93.52%	7 6.48%	0 0%	0 0%	0 0%	108 100%
I think the noise levels will remain the same	98 90.74%	10 9.26%	0 0%	0 0%	0 0%	108 100%
I believe the levels of dirt and pollution will remain unchanged	93 86.11%	13 12.04%	2 1.85%	0 0%	0 0%	108 100%
There will not be any greater risk from the increased number of other car users	99 91.67%	8 7.41%	0 0%	1 0.93%	0 0%	108 100%
The extra vehicles will not increase the risks to children and older people.	98 91.59%	9 8.41%	0 0%	0 0%	0 0%	107 100%
The risks from parking issues will remain the same	86 80.37%	11 10.28%	8 7.48%	1 0.93%	1 0.93%	107 100%



Question	Count	Score	Strongly Disagree	Disagree	Neither Agree nor Disagree	Agree	Strongly Agree
The expected increase in vehicle traffic does not concern me	108	1.06					
I think the noise levels will remain the same	108	1.09					
I believe the levels of dirt and pollution will remain unchanged	108	1.16					
There will not be any greater risk from the increased number of other car users	108	1.1					
The extra vehicles will not increase the risks to children and older people.	107	1.08					
The risks from parking issues will remain the same	107	1.32					
<b>Average</b>		<b>1.13</b>					



# Cliffe and Cliffe Woods Residents Development Group

## Is there anything else you wish to tell us about current conditions or the effects of the 250 house development?

04/16/2023	102085449	We live next to church street and our front and back garden are next to it. The traffic is unbearable at peak times already and the road infrastructure can't cope at present also. There are multiple issues with lorry's getting stuck and traffic due to the single lane road. I'm also very concerned about the noise and also pollution for not only the village but my kids health as they play in the garden right next to the road. I feel if this is approved I will be forced to sell my house due to unbearable noise, traffic and pollution/health concerns. We moved to cliffe a number of years ago to experience a rural life but this would alter to feel to the village and become more of a town.
04/12/2023	101865364	Town road is a nightmare trying to cross and pull out of the driveway, speeding is a problem cars and lorries drive over 30. The lorries driving past shake the house and we have terrible cracks in ceilings from this. The road cannot handle the traffic at the moment let alone with more houses.
04/11/2023	101813527	It is already bad. More traffic will make it far worse. Unimaginable
04/11/2023	101813346	The traffic is already really bad. The extra traffic would mean more noise and more danger.
04/11/2023	101812638	The proposed increase in traffic would have a negative impact on my quality of life. It will damage our countryside and wildlife
04/11/2023	101812404	My grandson who lives with me is disabled. He has difficulty getting on and off our drive because of the traffic. The road is a nightmare.
04/11/2023	101812291	Already too many vehicles some of these are speeding.
04/11/2023	101811920	Too many cars speeding on a narrow road. Trucks have to cross the white line. More traffic would be disastrous. Already too many accidents and fatalities
04/11/2023	101811740	B2000 already a dangerous, narrow road. Walking is a huge risk. 250 houses = 500 more cars.. Extra noise, dust. Damage to wildlife ...
04/11/2023	101811469	Constant road noise until 1.30 am. Cannot open front windows because of the noise. Risks to my grandchildren when taking them to school - no pavements and speeding traffic and my dogs. Can take over 5 minutes to cross safely.
04/11/2023	101811019	Car traffic and noise have increased in the last 10 years. This starts at 4.30am. Cars speed. Neighbours have had damage to their cars. One car destroyed a bus stop sign
04/11/2023	101799997	With the limited footpaths available there is a choice between trying to cross the road to the footpath or to weave in and out of parked vehicles. My middle aged disabled son has great problems with this. Being deaf and with mobility issues whenever he gets off the bus to visit us he has to make that decision on an almost daily occasion. This invariably means a certain amount of time exposed in the centre of the road which is far from ideal considering that regrettably not every driver treats the road with the respect it deserves. The increase of traffic from all the new houses plus the associated supermarket deliveries, couriers and tradesmen this will breed is a disaster waiting to happen.
04/10/2023	101768301	The development will negatively impact this half of the village more as access will be lost most safe crossing or walkways to account for a busier road and green space will go in place of wildlife at this end of the village which is not as practical or functional for people that live here currently.
04/10/2023	101758909	We already have a large amount of cars lorries bulk tippers passing our bungalow at all hours of the day and night causing a constant noise and our bungalow to vibrate the speed limit is not adhered to most if the time. So with more houses comes more traffic which equals more noise and pollution. The road itself is deteriorating under the sheer weight of traffic now, so this will only get worse with the extra traffic more houses will bring. How will the doctor's surgeries cope with all the extra people? More houses in Cliffe is not going to benefit anyone apart from the developers.
04/10/2023	101748198	We live on the B2000 between Cliffewoods and Cliffe the level of trucks lorries and bulk tippers and cars passing our house at all hours day and night is very disturbing so even more of these vehicles as well as all the extra cars would make living on this road even more noisy and dangerous as the speed limit is not adhered to by many road users already.
04/10/2023	101712184	Lorries along the road will increase massively which the road is not wide enough for. There will be more traffic along the road which it can't cope with. It's a small village and should remain that way as it can't cope with more
04/09/2023	101699085	The B2000 in Cliffe is already a dangerously busy road. There is rarely a time of day that it is not busy. Vehicle use is so high that buses struggle to pass along the B2000 without hindrance. It's not a safe road to cross over or cross over the side roads off if it. With the extra traffic new buildings in the village will bring it will make the B2000 almost impossible to walk across. With a minimum of two cars per household this would mean a minimum of 500 and over more vehicles using the B2000. This is an increase the village and the B2000 can't cope with. I fear deaths on the road will increase.
04/09/2023	101699023	It will completely the atmosphere of the village as it is
04/09/2023	101697196	I live just before the roundabout on Station Road. All residents park along the road which in effect makes the road a single carriageway. Cars have to wait at one end of the road to let traffic come into or out of the village. Occasionally cars attempt to pass one another which results in them going off the road or hitting the parked vehicles, my car has been hit whilst park three times since I have lived here. There is no pavement on either side of the road and so it is very dangerous to come out of your house between parked cars, especially for children who are not seen, and cannot see above the cars. Huge articulated lorries and farm vehicles use the road at all times of the year. The stretch of Station Road that leads into Cliffe is hazardous and unfit for the volume of traffic that currently uses it so if more housing and as a consequence more traffic is proposed the we need to rebuild Station Road.



# Cliffe and Cliffe Woods Residents Development Group

04/09/2023	101697193	We have to park outside our house as do all the rest of our neighbours. This means that the road becomes a single lane, which creates a queue at either end of our stretch of road as cars cannot pass each other. With a lot more traffic this situation can only get worse. Over the years our cars have been smashed into because the width of the road makes it a bit of an obstacle course. There is no pavement along our stretch of road which means people have to walk in the road to get to any of the houses. This is far from ideal and the situation will be made far more hazardous with the huge increase of cars the development will create.
04/09/2023	101693808	Already too much traffic coming through village have lived here over 35 years and there has been a huge increase in the amount of traffic sometimes it can take 5 mins or more to get off the drive in the morning at 6am. Another 250 houses will only add to the amount of traffic could be an extra 500 cars ( if two per household). Also concerned about the impact extra houses will have on the school and doctors which currently are unable to meet the requirements of the village at the moment without extra houses
04/09/2023	101693710	The impact to pedestrians is of great concern, we've had too many people involved in accidents and life's have been lost.
04/09/2023	101693445	I think there definitely should be some sort of traffic calming in the area, the flow of traffic will also make it hard to get in and out of driveways.
04/09/2023	101693268	Getting out of our drive is hazardous with the amount of traffic now ,so with the increase of traffic it will only get worse
04/09/2023	101692859	Limited local facilities i.e. doctor's surgery is not fully open and it will become even harder to access. Roads are in a very poor state of repair. No sustainable links to main urban area eg no footpath or safe cycling routes. Bus service can be unreliable and no taxi service.
04/09/2023	101692580	I have had many cars hit by other drivers whilst my car has been parked outside my property
04/09/2023	101692336	Pulling out from my driveway can be awful sometimes, cannot imagine it with atleast 250 more cars. The buses are awful as well and cannot cope with that many more people potentially needing to get the bus.
04/09/2023	101692173	Church street traffic is dangerous, not safe for adults , children , dogs , we have had many cars hit parked cars , no where to park outside
04/09/2023	101692172	It's busy enough now with the development at Cliffe woods. If they extend out to Cliffe as planned it will ruin the village feel and travel will be horrendous there is not the infrastructure for more houses.
04/09/2023	101692071	Having lived on church st for 11 years I have had multiple incidents of damage to my vehicles from people parking at the shop. To date I have had 9 incidents of parking damage to my personal cars at a cost of around £5000 in repairs. Additional had 1 car stolen. And a further car written off whilst parked outside my house hit by some idiot who then rolled his vehicle outside the playground. Within 1 week another car hit the village club wall. Only this last Wednesday a further vehicle mowed down the bus stop outside cliffe surgery. This road is far from safe !
04/09/2023	101691263	Myself and neighbours have suffered damage to our cars on many occasions whilst parked outside our homes here on Church Street. Not once has anyone ever stopped to let us know about said damage. I am sure that should traffic flow increase that these incidents will increase.
04/09/2023	101691231	Over recent years we and our neighbours have suffered numerous instances of damage to our cars parked on the B2000 (Church Street) and I am certain that these instances will only increase with an even greater volume of regular traffic at all times of every day.
04/09/2023	101690584	Serious concerns about safety of crossing the road from my house to the pavement due to the levels of traffic Worried about driving along the B2000 because of the increase in traffic - have already had an accident due to not enough space for big vehicles to pass Would not be able to open front windows due to increase in noise and pollution
04/09/2023	101690434	There is no pavement on our side of the road on Church Street and crossing will be come more of a issue due to the increased volume of traffic. Driving out of our driveway will become more problematic due to the increase of traffic. There will be additional strain on the already overstretched infrastructure eg doctors surgery.
04/08/2023	101675912	With all the extra new homes being built why doesn't the council build a bypass so the traffic doesn't come through the village especially all the HGVs which or put up speed cameras or sleeping policemen to slow down the traffic.
04/08/2023	101672845	This will increase danger to young people, and older people. It's very bad crossing the road now, I've lived in station Road no6 for 36years and I've seen the increase in the traffic first hand .I've seen many accidents involving cars and lorries, many of the lorry should not come into the village as very bad signs on the approaches inward coming.
04/08/2023	101672587	Speeding of traffic constantly Lorry's , pollution ,very few people drive at the speed limit of 30 miles an hour. The infrastructure is just not here for 250 houses to be built. Can't get appointments at the doctors now so what would it be like with all the extra hoses
04/08/2023	101671822	Even if travel levels remained as they are now , the B2000 is a dangerous road to cross, to walk along, to pull into/ out of our driveway. Traffic travels way above the current speed limits and is extremely heavy at most times. If 250 more houses are built in Cliffe the traffic level on the B2000 will become unbearable and even more dangerous to try to cross during everyday tasks such as walking the dog, visiting the local shops, driving to work.
04/08/2023	101671747	I feel like I'm dicing with death every time I try to cross the road to walk my dog. It takes a long time to get my car off the drive and other road users have no respect for the fact I have to reverse onto my drive to be legal. My neighbours are all elderly and are terrified of crossing the road as most people speed through. The lorries have increased now that Days aggregate lorries come through in addition to the other companies based in Cliffe. The lorries are dirty and loud, they literally shake our house, we constantly have to wash our windows and cars due to the dust and I am always picking up discarded rubbish and cigarette butts from our driveway. A bypass is urgently needed before more houses are built as Town Road isn't fit for purpose already.
04/08/2023	101670989	Cars are driving too fast along Town road and it is making it very hard to come out the drive. The noise from the traffic makes my house shake. I feel trying to cross the road it very dangerous. The road needs speed camera's or speed bumps to slow the traffic down. If we have even more houses and cars using this road it will become a nightmare.



# Cliffe and Cliffe Woods Residents Development Group

04/08/2023	101668924	People drive far too fast along Station Road. They are often impatient and squeeze through tight gaps. We have had several wing mirrors knocked off over the years, our cars hit several times (once when my husband was leaning into the car to get our son out of his car seat) and my car was written off a couple of years ago when 2 passing cars collided & hit my car. 2 of our cats have been hit by cars, one died. Often people do not slow down at the mini roundabout & we fear it is only a matter of time before there is a serious accident there. Only a couple of days ago 2 passing cars hit wing mirrors as they drove down station road. Neither even bothered to stop & the remains of a wing mirror was left in the middle of the road. Station Road is very busy as it is and people are in too much of a hurry. It will certainly not be able to cope with the huge increase in traffic that the new houses would bring.
04/08/2023	101663643	The B2000 traffic was a concern with all the additional houses in Cliffe. This only adds with the volume of traffic.
04/08/2023	101660078	The current noise level is unexceptionable, HGV, articulated tipper trucks thundering through Cliffe Woods to and from BRETTS day and night is unbearable, the condition of the road surface pot holes , damaged drain covers and inspection covers make a terrible situation worse. Building more houses in Cliffe will only make matters worse. PLEASE LET COMMON SENSE PREVAIL . Signed A. Stepney. a very angry Town Road resident
04/07/2023	101641976	It will only make what is already very bad much worse! The numbers and weights of HGVs is increasing, year on year. Add on several hundreds of additional cars and other vehicles and the B2000 will reach capacity.
04/07/2023	101640870	Increase in traffic causing large delays, increasing chances of accidents both minor and serious. General noise and pollution levels increasing for the whole village. Making an already unsafe road (b2000) even worse for walkers or cyclists. Mini round about already suffers multiple. Near misses a day, and multiple accidents during my short ownership.
04/07/2023	101640714	I am scared of driving on the B2000 due to the current level of traffic to the point where I have not driven my car as much in the last 2 years. Further volume of traffic will definitely make it too dangerous for me to continue driving and make me a prisoner in my own village.
04/07/2023	101640518	The traffic on Town Road is currently at an unacceptable level and it is dangerous pulling on and off my drive. I feel threatened by the speed and volume of traffic. My house shakes every time a large vehicle passes. All the above threats will increase with another large development in the area.
04/07/2023	101639610	Far too many houses and cars, at dangerous levels for the road conditions
04/07/2023	101638876	This will impact not only the health of current families and younger generation but additional traffic will mean more accidents and more fatalities
04/07/2023	101627694	The road at the top my Mockbegger farm is already a disaster waiting to happen due to how narrow it is and the already increase in traffic and thus tighten the risk of a fatality accident especially for cyclists
04/07/2023	101627589	I am a Teacher my commute is 20 minutes with the additional traffic and road works etc this can add an additional 20 minutes onto my daily commute.
04/07/2023	101620470	Local infrastructure will be affected. Local Health services will be affected due to the increase in population(surgeries will be overloaded. Parking and noise levels will increase. Not to mention the disruption caused by building work.
04/06/2023	101591817	The speed of cars on our road is appalling! I don't think our road can cope with any more traffic.
04/06/2023	101588719	There have been so many accidents at Norwood corner, a challenging cross roads, more traffic would make it extremely busy and dangerous, the B2000 is not built for future development
04/06/2023	101588605	My car has nearly hit several times by cars speeding into the village as I try to pull onto my drive. The proposed changes to the road layout in Church Street and at Norwood Corner, will increase the speed of vehicles leaving the village and passing my house.
04/06/2023	101588548	Road is very busy and is dangerous for children the elderly and dogs
04/06/2023	101588310	Pulling off drive is so risky , so many cars constantly driving past my house on church street. , its just so dangerous and makes you feel really.nervous , can often be a blind spot as I have a mazda mx5 which is low and due to the.amount of cars parked in the street I often have to pull out almost.blind ,, its not good.at all .
04/06/2023	101588191	I have had several "near misses" when trying to exit my drive due to the speed of vehicles leaving the village after the round about at Norwood Corner. This will only get worse, were the Trenport development to go ahead.
04/06/2023	101588035	Living on church street opposite the apcm where there is no pavement is already a risk as I have to reverse in to my drive so it's safer to pull out but then have to walk around my car and into the road to get my baby into the car on the passenger side. Cars go too fast down this road and when pulling off my drive currently as cars are parked all along ilthe visibility is terrible. Often when I return from a journey just pulling over ready to reverse into the drive causes a few cars to back up around me and that's with the current number if vehicles. With more cars I can only foresee more risk and greater chance if accidents on an already unsafe stretch of road
04/06/2023	101587977	Cars drive too fast and there isn't sufficient pavement, I already park away from my house and will have to park further away.
04/06/2023	101587853	My car has been hit three times with traffic trying to squeeze past, I have had one car written off, I have received verbal abuse from people because I legally park outside my own house on church street, traffic builds up in both directions and nobody wants to give way, sometimes traffic is so heavy it's at a standstill, especially if there are delivery drivers. One year ago my cat was killed
04/06/2023	101587658	Schools. Doctors which we haven't got one at the moment. Shops .transport not good so everyone in the new 250 houses will be using there cars maybe 2 per household another 500 cars on B2000..and parking is bad enough without more cars..



# Cliffe and Cliffe Woods Residents Development Group

04/06/2023	101587167	I strongly disagree with the development that Trenport are proposing, this will see a huge loss to the community. I feel that the village is already at saturation point. The speed of the cars going along the main road is sometimes dangerous, accidents are waiting to happen. The roads aren't built for the heavy machinery that will be needed and in a personal level, I feel quite unsafe already. I have suffered from a brain tumour and had a craniotomy recently and the proposal of this is causing me great anxiety and depression. The increase of people to the village will undoubtedly change for the worse. I have had an accident pulling off of my drive when a car was travelling at speed and smashed into the side of my car. This is not the first time that this has happened. There is a lack of parking already and my wife has to park her car up the road putting it at greater risk of being hit from speeding cars.
04/06/2023	101586754	As a resident who has lived here for my whole life I have seen many changes to the village. I feel that the whole development is outrageous, the roads in and out of Cliffe simply cannot cope with the amount of traffic that there is currently. I feel unsafe when pulling off of my drive, parking is awful, my elderly parents are worried to visit me as they cannot safely cross the road quickly enough when cars speed through to the roundabout. The noise on the road is already unmanageable. I bought my house with the pleasantries of the APCM opposite and this is going to be taken away - this is unacceptable. I strongly disagree with the Trenports, greedy and selfish development. The wildlife here will suffer and the village we know will be destroyed - already we suffer with lack of doctors facilities. My husband has had a brain tumour and we have been left without appointments - this WILL get worse with more people in the village with the EXACT same facilities - school, doctors, road sizes!
04/06/2023	101586603	Lack of space at schools, doctors
04/06/2023	101586399	Someone crash into my car when it was parked outside my house as there isn't enough room on the roads and too many cars going up and down. My son already as difficulty finding a parking space when he gets home from work as there are too many cars.
04/06/2023	101586022	This development will bring more pollution to the area, danger to current properties and vehicles from potential building sight. Having more people in the area could potentially bring crime and this would turn a village into a town. Church Street is a dangerous road as it is with a constant flow of traffic throughout day/night. Parking is difficult and limited having more properties on the same road will only increase this problem. It Will have a greater impact for noise and traffic than at present time this will not only affect the elderly residents, the residents that require care (are bed bound), residents working from home, residents with young families. Ultimately this is a village, a development will not only ruin the landscape of our much loved village but it will also have a huge negative impact on the local area & those who live in it. Trenport have no consideration for the land or the people.
04/06/2023	101585948	This is a village with o e road in and out And you need a car to live here to be honest as there are no safe pathways leading out .. at least every new house you put on this street will have at least 2 cars minimum... when I pull off my driveway you cannot see left or right as a result of parked cars on the road .. you also get lorries trying to navigate the roundabout which is dangerous and has resulted in several power line poles being knocked down .. I have 4 dogs and a new baby. It's dangerous trying to cross the road as you cant see past all the cars parked on the road .. there is a continuous flow of traffic pretty much all days a night up until at least 11pm so there is constant noise throughout with will be 100 times worse .
04/06/2023	101585864	Station Rd is the only way into the village. The traffic is now at unprecedented levels and risk to property and people is massive. In the last year along the B2000 one person has been killed, numerous accidents, lorries have constantly blocked the road and the noise levels are incredible for what is a small village. It's disgusting
04/06/2023	101585174	At present every one of my neighbours has had cars damaged by continual excess flow of traffic. The B2000 into Cliffe at Station Road is highly dangerous for adults Walking and we feel terrified at times that our grandchildren will be run over. Adding 250 houses will add a totally intoletable level of vehicle movements into a village still designed on 1910 Road and transport its lunacy
04/06/2023	101584808	I live on Station Road and have done so for over 20years. The traffic level has increased drastically since living here and is at a dangerous level now and more houses would only increase this. It is very dangerous trying to pull off of drive on to road and trying to walk on the road past the parked cars is extremely dangerous. The noise of traffic at its current levels means we have to leave windows shut in the summer and an increase in houses would only make this worse. There is not enough infrastructure to support new houses within Cliffe and Cliffe Woods and the roads are already pushed to there limits with traffic.
04/06/2023	101584205	The current amount of traffic and the speed that many of the drivers are at as they proceed into Station road NOW is dangerous, the increase as a result of any additional houses will I believe make the risk of further fatalities along the B2000. The B2000 is poorly maintained at present with no footpaths and ever increasing vehicles will only reduce the condition of the carriageway.
04/06/2023	101584089	The traffic and noise is not acceptable now, It isn't safe sometimes to just walk up the road to take the dog for a walk and if there is a accident or traffic light out it becomes unbearable
04/06/2023	101582598	Pulling out onto the B2000 in currently very difficult and can be unsafe, my son has written a car off trying to get out safely. The significant extra traffic that will be traveling on the B2000 will undoubtedly cause more accidents and personal injury. I believe the road is already at full capacity.
04/06/2023	101577941	This road is dangerous to people and animals. We have lost several pets who were hit by drivers speeding at night. The road is effectively a single lane road due to the parked cars reducing the size of the road. Damage to these parked cars is common and sustained resulting in Damaged vehicles and an increase in repair costs. Traffic rarely slows down even though there is a mini roundabout at the end of the street. The noise from the traffic entering the village is extensive and will not diminish with the increase in road users nor will the pollution or damage to our environment. The B2000 cannot sustain the vehicular traffic expected from an increase of 250 houses.
04/06/2023	101555678	The B2000 is very narrow in places and the current large lorries that use it to access Brett's and other industries located in Salt Lane are unable to pass safely. There have been many accidents on this stretch of the road and now if I was to walk to the village I would be taking my life in my hands on I won't even cycle from the bottom end of Station Road to the village. I have to use my car for a half a mile journey.
04/06/2023	101550937	Whilst this survey focuses on risk to human life, there is also the risk to wildlife and domestic pets and damage to things like cars. There is a hedgehog population along the front of the houses on Station Rd, which are already at risk nationwide. We have lost a cat after it was hit by a car and they did not stop. We already know of a hit and run incident which killed a local teacher. Many of us who live here or our guests have had damage to vehicles due to other road users. Rarely will they stop and give insurance details, which means we have to bare the cost.
04/06/2023	101539908	The increased traffic will cause a concern to me as it's dangerous now trying to walk or park along my house in Station Road without another 250 plus cars adding to the frustration.



## Cliffe and Cliffe Woods Residents Development Group

04/05/2023	101530145	Currently the road is very busy. Because it is narrow with parked cars it is also frightening. Walking along Station Road is high risk. Hundreds of more cars will create a constant stream of traffic. Crossing will be hazardous.
04/05/2023	101525983	We have lived here for 26 years. Parking has always been an issue. We often have to park around the corner in Higham Road, New Road or Symons Road. That aside, the main issue here is safety. In our time here we have had one car written off when parked. Two cars collided when travelling at speed in opposite directions. The Road wasn't wide enough for them both, they collided and one smashed into our 5 year old car, writing it off. We have had a further 4 cars suffer serious damage in that time. The same scenario as above happened when I was in the process of getting my toddler from his baby seat. We were lucky not to be seriously injured. We have lost countless wing mirrors, and had 2 cars run over. Any addition to the number of residents will, if course, make the problem worse. The same can be said if the noise level and pollution level. Cars regularly 'straight line' the roundabout without slowing down or take it in the wrong side of the road at speed. It is a miracle that there has not been a serious accident so far. It is just a matter of time, adding 500 additional cars will speed up that process and make accidents more frequent. We have seen the effects on the B2000 in Cliffe Woods when there is an accident, road work or other road closures. Because there is only 1 way into and out of Cliffe, an increase in traffic will be a disaster.
04/05/2023	101524197	I've had my family car smashed into 3 times on station road when parked off the roof instelf 5 feet from the road. My work van has had a mirror smashed off twice also. Additionally, we now have to walk through our garden and to Symonds road as it is treacherous trying to put our children in their car seats on station road. We have had cars hit our open door as we were getting our 6 month old (now 2 years) in the car.
04/05/2023	101523734	The conditions here are appalling. We have constant traffic at alarming speeds and cannot cross safely. People's stationary parked vehicles are losing mirrors or worse. I have personally experienced times of trying to get across road and taking life into hands to do so. In my bedroom through night I count how many vehicles are passing and its every 2 minutes til about 1.30a.m. Then by 4 it all starts again. I dread the traffic jams when the articulated lorries take a wrong turn and come through Station Rd. At the mini roundabout they can't swing round and we have mayhem. Often if accident on road it goes on Facebook road blocked .We are over capacity here as is.Cant Park if home after 4 30 have to try and find a slot round other roads. Great potholes and worn out roads waterlogged ditches to navigate. This is why we don't want this!
04/05/2023	101523510	I have lived on Station Road all my life (58 years) and the amount of traffic on our Road now is unacceptable. When I get off the bus from work it can take sometimes a few minutes before I can safely walk down the road to our house ducking and diving in between the parked cars. Our Road is already in a severe condition with pot holes and side of road near crossroads is a hazzard because of the traffic breaking it up.



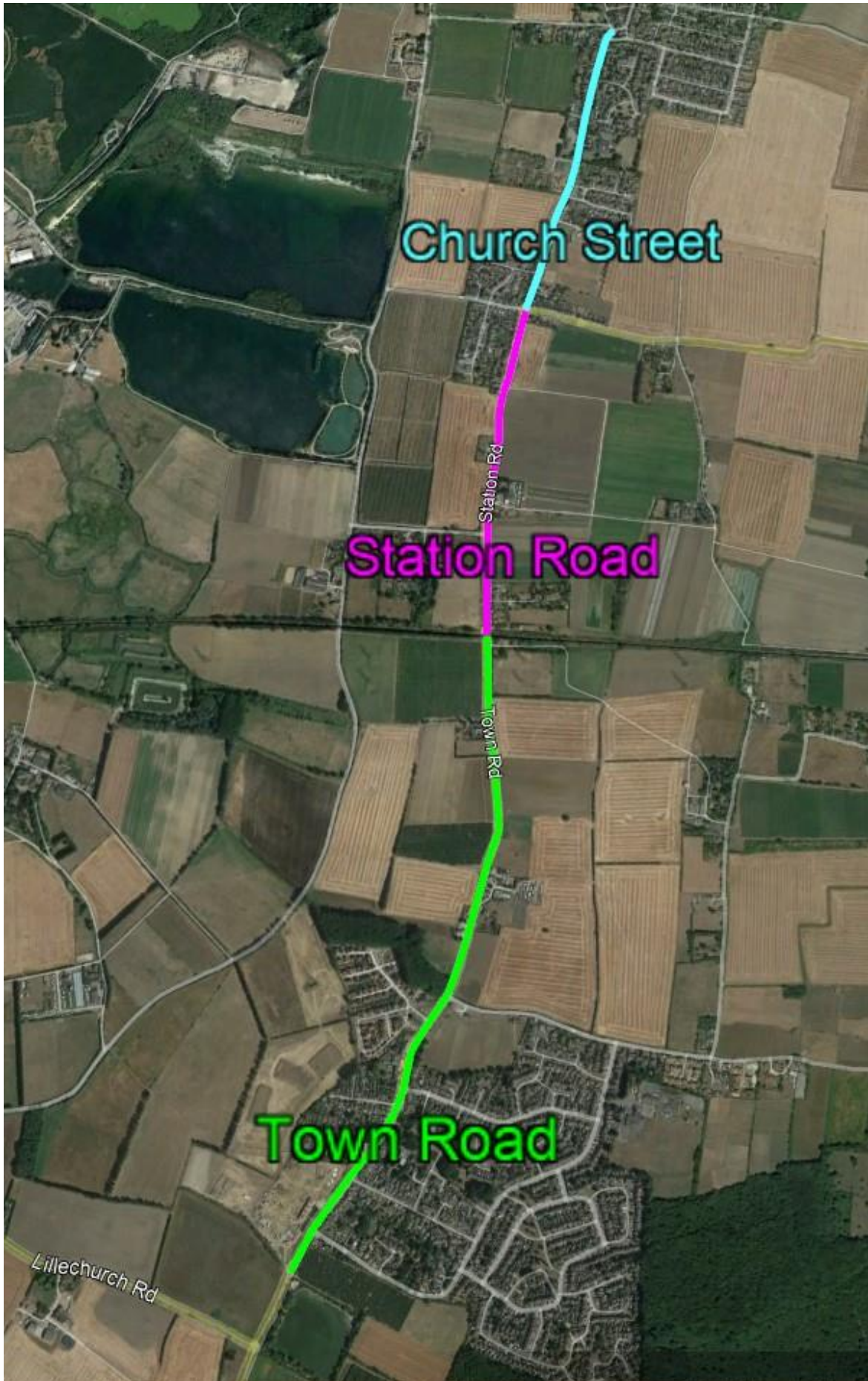
# **Cliffe and Cliffe Woods Residents Development Group**

Appendix 3 – Map of survey locations





# Cliffe and Cliffe Woods Residents Development Group





# **Cliffe and Cliffe Woods Residents Development Group**

Appendix 4 - Word cloud responses.









## Cliffe and Cliffe Woods Residents Development Group

Word cloud of Town Road Responses





# **Cliffe and Cliffe Woods Residents Development Group**

Appendix 5 – QR code survey slips



# Cliffe and Cliffe Woods Residents Development Group

## Cliffe & Cliffe Woods Residents Development Group

Quick survey of resident conditions for those living on the main access roads in Cliffe & Cliffe Woods.



OR visit

[tinyurl.com/CCWmainroads](https://tinyurl.com/CCWmainroads)

Contact Robert on 07708884654 for further details

## Cliffe & Cliffe Woods Residents Development Group

Quick survey of resident conditions for those living on the main access roads in Cliffe & Cliffe Woods.



OR visit

[tinyurl.com/CCWmainroads](https://tinyurl.com/CCWmainroads)

Contact Robert on 07708884654 for further details

## Cliffe & Cliffe Woods Residents Development Group

Quick survey of resident conditions for those living on the main access roads in Cliffe & Cliffe Woods.



OR visit

[tinyurl.com/CCWmainroads](https://tinyurl.com/CCWmainroads)

Contact Robert on 07708884654 for further details

## Cliffe & Cliffe Woods Residents Development Group

Quick survey of resident conditions for those living on the main access roads in Cliffe & Cliffe Woods.



OR visit

[tinyurl.com/CCWmainroads](https://tinyurl.com/CCWmainroads)

Contact Robert on 07708884654 for further details

## Cliffe & Cliffe Woods Residents Development Group

Quick survey of resident conditions for those living on the main access roads in Cliffe & Cliffe Woods.



OR visit

[tinyurl.com/CCWmainroads](https://tinyurl.com/CCWmainroads)

Contact Robert on 07708884654 for further details

## Cliffe & Cliffe Woods Residents Development Group

Quick survey of resident conditions for those living on the main access roads in Cliffe & Cliffe Woods.



OR visit

[tinyurl.com/CCWmainroads](https://tinyurl.com/CCWmainroads)

Contact Robert on 07708884654 for further details

## Cliffe & Cliffe Woods Residents Development Group

Quick survey of resident conditions for those living on the main access roads in Cliffe & Cliffe Woods.



OR visit

[tinyurl.com/CCWmainroads](https://tinyurl.com/CCWmainroads)

Contact Robert on 07708884654 for further details

## Cliffe & Cliffe Woods Residents Development Group

Quick survey of resident conditions for those living on the main access roads in Cliffe & Cliffe Woods.



OR visit

[tinyurl.com/CCWmainroads](https://tinyurl.com/CCWmainroads)

Contact Robert on 07708884654 for further details

## Cliffe & Cliffe Woods Residents Development Group

Quick survey of resident conditions for those living on the main access roads in Cliffe & Cliffe Woods.



OR visit

[tinyurl.com/CCWmainroads](https://tinyurl.com/CCWmainroads)

Contact Robert on 07708884654 for further details